


# Does your patient need near-vision spectacles?




## Check their eyesight: which way is the E pointing?

Distance vision test chart, for use at 3m:



Near vision test chart, for use at 40 cm:



**If they can see well at distance but cannot see the N6 line, recommend they try some near-vision spectacles.**



+3.00 higher strength  
+2.50  
+2.00  
+1.50  
+1.00 lower strength



Near-vision spectacles are only used for close-up tasks; they **must not** be worn for driving.

**If your patient has any other eye problems: difficulty seeing things far away, painful or red eyes, or if they still struggle to see up close even with these spectacles, please refer them to your local eye care provider.**



**Do you have trouble seeing your phone?**

**Do you struggle to see when reading?**


**If the answer is yes...**



**You might need**

**near-vision glasses**

**Try some on at different strengths**



+3.00 higher strength  
+2.50  
+2.00  
+1.50  
+1.00 lower strength



Near-vision spectacles are only used for close-up tasks; they **must not** be worn for driving.

**Could you see better?  
Did your vision improve?**

**If not, or if you have any other eye problems (painful or red eyes, or difficulty seeing things far away), please contact your local eye care provider.**

